

*Learning Language Arts
Through Literature*

The Tan Book

Grammar | Vocabulary | Spelling | Reading Skills
Creative Writing | Research | Higher-Order Reasoning
3rd Edition

Book Study Reading Guide

Teacher Book



Common Sense Press
Simple to teach. Easy to learn.

Learning Language Arts Through Literature Book Studies - Tan Book

In addition to the 36 weekly lessons in the Tan Book, your student will have the opportunity to read four novels throughout the year.

Carry on Mr. Bowditch by Jean Lee Latham




The Bronze Bow by Elizabeth George Speare


Big Red by Jim Kjelgaard

The Horse and His Boy by C. S. Lewis

According to your schedule, choose when and how much time to assign each book or use the following suggested reading plans. A summary for each book can be found in the Tan Teacher's Book.

Students will review vocabulary words and learn to interpret word meaning from understanding the context. You may also choose from a variety of suggested activities that will expand the understanding of what has been read. Discussion questions have been provided to aid in building reading comprehension. Do not make this a tedious task but use the questions as a springboard for your student to tell you about the story.





Carry on, Mr. Bowditch by Jean Lee Latham

This suggested reading plan will take 14 days and can be assigned to fit your schedule. Your student may feel comfortable combining days, or you may spread the reading out more. Vocabulary matching, parts of a ship, mapping skills, journaling, and the answers to the discussion questions can be found in the Tan Teacher's book.

- **Day 1: Read Ch. 1-2**

Why did Nat use the shilling he found to buy an expectation?

- **Day 2: Read Ch. 3-4**

Why was Nat unable to continue going to school?

- **Day 3: Read Ch. 5-6**

What did Nat mean when he said that he was sailing by "an ash breeze?"
Vocabulary: sextant, ship log or chip log

- **Day 4: Read Ch. 7-8**

Why did Nat decide to teach himself Latin?

- **Day 5: Read Ch. 9-10**

Why did Nat feel he was collecting his expectation from the Pilgrim when he was invited to join The Salem Philosophical Library?

- **Day 6: Read Ch. 11-12**

How did Nat apply Elizabeth Boardman's expression about "stumbling on people's dumbness" to teaching the seamen navigation?

Vocabulary: compass and chronometer

- **Day 7: Read Ch. 13-14**

Why was Nat so upset when he found a mistake in Moore's Navigation?

- **Day 8: Read Ch. 15-16**

How did Nat handle the troublemaker, Lem Harvey, aboard the Astrea?

Vocabulary: spyglass

- **Day 9: Read Ch. 17-18**

Who did Nat marry, and why was it only for a short time?

- **Day 10: Read Ch. 19-20**

What three things did Nat decide his book on navigation would contain?

- **Day 11: Read Ch. 21-22**


What honor was awarded to Nat by Harvard College, and why was it so important to him?

- **Day 12: Read Ch. 23-24**

Why was it so important to Nat to command a ship on a voyage?

- **Day 13: Vocabulary Matching, Parts of a Ship**

- **Day 14: Mapping skills, Journal Writing**



The Bronze Bow by Elizabeth George Speare

This suggested reading plan will take 18 days and can be assigned to fit your schedule. Your student may feel comfortable combining days, or you may spread the reading out more. Have the student be on the lookout for the vocabulary words as they read the chapters. They should be able to discern the meanings of the words by their context. After each day's reading, have the student give you a brief summary of what is happening in each chapter. The discussion questions for this book are more general, so you will be talking about them after the book has been read. The Discussion Questions and answers can be found on pages 114-116 in the Tan Teacher's book.

- **Day 1: Read Ch. 1**

Vocabulary: glistened, deliberately

- **Day 2: Read Ch. 2**

Vocabulary: mottled, lumbering

- **Day 3: Read Ch. 3**

Vocabulary: pilfered, chagrined

- **Day 4: Read Ch. 4**

Vocabulary: artisans

- **Day 5: Read Ch. 5**

Vocabulary: derision

- **Day 6: Read Ch. 6-7**

● **Day 7: Read Ch. 8**

Vocabulary: burly

● **Day 8: Read Ch. 9-10**

Vocabulary: singed

● **Day 9: Read Ch. 11-12**

Vocabulary: makeshift, disdain

● **Day 10: Read Ch. 13-14**

● **Day 11: Read Ch. 15**

● **Day 12: Read Ch. 16**

Vocabulary: furtive

● **Day 13: Read Ch. 17-18**

● **Day 14: Read Ch. 19-20**


Vocabulary: stupefied

● **Day 15: Read Ch. 21-22**

● **Day 16: Read Ch. 23-24**

● **Day 17: Discussion Questions**

● **Day 18: Choose one or two activities from the Activities list.**



Big Red by Jim Kjelgaard

This suggested reading plan will take 14 days and can be assigned to fit your schedule. Your student may feel comfortable combining days, or you may spread the reading out more. Vocabulary matching, parts of a ship, mapping skills, journaling, and the answers to the discussion questions can be found in the Tan Teacher's book.

- **Day 1: Read Ch. 1**

Mr. Haggin entrusts Danny with his valuable dog. What does he see in Danny's character that makes him do this? What are some examples of his character traits? Examine your own character. How do you think people see you? What strengths can you identify? What weaknesses?

Vocabulary: ravenous

- **Day 2: Read Ch. 2**

Mr. Haggin explains why people exhibit their dogs. The reason he gives is "he...will know that he has built on what competent men have declared to be the very best. He will know also that he, too, can go one step nearer the perfection that men must and will have in all things." Is there such a thing as perfection? Why would men seek for perfection?

Vocabulary: profoundly

- **Day 3: Read Ch. 3**

- **Day 4: Read Ch. 4**

Vocabulary: varmints

- **Day 5: Read Ch. 5**

● **Day 6: Read Ch. 6**

Vocabulary: careening

● **Day 7: Read Ch. 7**

There are two major conflicts between Danny and Ross in the story. Are they resolved? If so, how?

Do you think Danny lied to his father about how Red found Ross in the snow?

● **Day 8: Read Ch. 8**

● **Day 9: Read Ch. 9**

Vocabulary: indispensable

● **Day 10: Read Ch. 10**

Vocabulary: surreptitiously

● **Day 11: Read Ch. 11**

What made Danny change his mind about taking Big Red to hunt Old Majesty?
Vocabulary: hypodermic

● **Day 12: Read Ch. 12**

“He was young, but old enough to know that life was seldom easy. And it seemed to him that in the future there would be a great many bears to meet. How he met them depended in great measure on what he did now with Old Majesty.” Could Danny have been thinking of something other than real bears that he would have to meet in the future? What kind of bears do you think he meant? Can you apply this to your life? In what ways?


Danny made the choice to take Mr. Haggin’s valuable dog into the forest to meet Old Majesty. What was Mr. Haggin’s reaction? Do you think he made the right decision?

Foreshadowing in literature is a suggestion of what is to come later in the story by giving hints or clues. What is the major event that is foreshadowed in this book?

Vocabulary: furtive

● **Day 13: Vocabulary Sentences, choose one activity on the Activities list.**

● **Day 14: Choose one or two activities on the Activities list.**



The Horse and His Boy by C. S. Lewis

This suggested reading plan will take 10 days and can be assigned to fit your schedule. Your student may feel comfortable combining days, or you may spread the reading out more. After each day's reading, have the student give you a brief summary of what is happening in each chapter. The discussion questions for this book are more general, so you will be talking about them after the book has been read. The Discussion Questions and answers can be found on pages 258 and 259 in the Tan Teacher's book.

- **Day 1: Read Ch. 1-2**

Vocabulary: dappled

- **Day 2: Read Ch. 3-4**

Vocabulary: jostled

- **Day 3: Read Ch. 5-6**

Vocabulary: queue

- **Day 4: Read Ch. 7-8**

Vocabulary: prudence

- **Day 5: Read Ch. 9-10**

- **Day 6: Read Ch. 11-12**

Vocabulary: besieged

- **Day 7: Read Ch. 13-14**

Vocabulary: appalling

- **Day 8: Read Ch. 15 and complete Vocabulary sentences**

Vocabulary: noisome

- **Day 9: Choose one or two activities to complete on the Activities list.**
- **Day 10: Choose one or two activities to complete on the Activities list.**